






SELLER FINANCE



RETAIL

2101 S May Ave, Oklahoma City, OK 73108



	LISTING PRICE	\$ 399,000
	PROPERTY TYPE:	Retail Space
	LOT SIZE:	.28 acre (12,320 sqft)
	IMPROVED SIZE:	2,122 sqft
	ZONING:	I-2 - Moderate industrial

 (405) 296-2015

getcre.info/laundromat

 **exp**
COMMERCIAL



BOIS
COMMERCIAL
REAL ESTATE



2 MIN from Interstate i-44 | 4 MIN from SW 15th St.


INVESTMENT OVERVIEW

- Investment opportunity at Oklahoma City Situated just two blocks from Interstate 44, embedded in a residential area
- Spacious laundromat with excellent visibility and generous parking options.
- This retail space offers a turnkey setup for aspiring laundromat owners and smart investors. All necessary laundromat equipment included in sale.
- Unused land offering room for growth or additional services
- Fully serviced with Water, electric, gas utilities, and an online security system.



2101 S May Ave, Oklahoma City, OK 73108







SALE PRICE: \$399,000

2101 S. MAY AVE, OKC

2018	2019	2020
Gross Revenue \$114,052.60	Gross Revenue \$115,265.39	Gross Revenue 86,454.06
Net Income \$32,732.10	Net Income \$31,236.64	Net Income \$24,637.47

Average Gross Revenue
\$105,217.16

Average Net Income
\$29,535.40

**94.8%
SUCCESS RATE**

Typically laundromats are low risk and has one of the highest success rates of businesses created in the US.

**20+ YEARS
BUSINESS LONGEVITY**

This laundromat has been in business for a while in a prime location.

BUSINESS STORY

2018 and **2019** Owners were slowing down with age.

2020 Owner was no motivated because of COVID shut-down and his wife and business partner passed away.

EQUIPMENT LIST

Washing Machines

- 5 Quad Loaders
- 20 Double Loaders
- 1 Single Loader

Dryers

- 2 XL Dryers
- 24 Dryers

Misc:

- 3 Soda Machines
- 2 Snack Machines
- 9 Laundry Carts
- 6 Folding Tables
- 10 Chairs for Seating
- Security Cameras

2018

COMPANY NAME

M JESSICA LAUNDRY

STATEMENT REPORTING PERIOD

STARTING DATE	ENDING DATE
1/1/2018	to 12/31/2018

REVENUE

Including deductions for returns and discounts

Sales Revenue	\$	114,052.60
Other Revenue		
GROSS REVENUE	\$	114,052.60

EXPENSES

Wages and Benefits	\$	25,915.95
Rent/ Mortgage	\$	-
Utilities	\$	25,619.52
Office Supplies	\$	836.16
Internet and Phone	\$	4,435.51
Insurance	\$	5,373.20
Depreciation	\$	-
Taxes	\$	1,207.02
Repairs/Maintenance	\$	6,978.38
security	\$	552.40
Advertising	\$	80.00
Services	\$	2,220.00
MISC	\$	2,584.88
Supplies	\$	5,396.91
TOTAL EXPENSES	\$	81,199.93

COST OF GOODS SOLD

COGS		120.57
TOTAL COGS	\$	120.57

GROSS PROFIT

Gross Revenue minus COGS	\$	113,932.03
--------------------------	-----------	-------------------

NET INCOME

Gross Profit minus Total Expenses	\$	32,732.10
-----------------------------------	-----------	------------------

2019

COMPANY NAME

M JESSICA LAUNDRY

STATEMENT REPORTING PERIOD

STARTING DATE	ENDING DATE
1/1/2019	to 12/31/2019

REVENUE

Including deductions for returns and discounts

Sales Revenue	\$ 115,265.39
Other Revenue	
GROSS REVENUE	\$ 115,265.39

EXPENSES

Wages and Benefits	\$ 22,098.26
Rent/ Mortgage	
Utilities	\$ 29,295.93
Office Supplies	\$ 669.73
Internet and Phone	\$ 6,619.15
Insurance	\$ 3,404.00
Depreciation	
Taxes	\$ 5,126.85
Repairs/Maintenance	\$ 3,476.80
security	\$ 467.40
Advertising	\$ 40.00
Services	\$ 6,288.77
MISC	\$ 3,075.57
Supplies	\$ 3,466.29
TOTAL EXPENSES	\$ 84,028.75

COST OF GOODS SOLD

COGS	
TOTAL COGS	\$ -

GROSS PROFIT

Gross Revenue minus COGS	\$ 115,265.39
--------------------------	----------------------

NET INCOME

Gross Profit minus Total Expenses	\$ 31,236.64
-----------------------------------	---------------------

2020

COMPANY NAME

M JESSICA LAUNDRY

STATEMENT REPORTING PERIOD

STARTING DATE	ENDING DATE
1/1/2020	to 12/31/2020

REVENUE

Including deductions for returns and discounts

Sales Revenue	\$	86,454.06
Other Revenue		
GROSS REVENUE	\$	86,454.06

COST OF GOODS SOLD

COGS		
TOTAL COGS	\$	-

GROSS PROFIT

Gross Revenue minus COGS	\$	86,454.06
--------------------------	-----------	------------------

EXPENSES

Wages and Benefits	\$	10,163.01
Rent/ Mortgage	\$	-
Utilities	\$	20,962.99
Office Supplies	\$	108.61
Internet and Phone	\$	4,377.63
Insurance	\$	3,458.00
Depreciation	\$	-
Taxes	\$	1,246.09
Repairs/Maintenance	\$	13,545.33
security	\$	617.37
Advertising	\$	-
Services	\$	1,815.55
MISC	\$	2,831.00
Supplies	\$	2,691.01
TOTAL EXPENSES	\$	61,816.59

NET INCOME

Gross Profit minus Total Expenses	\$	24,637.47
-----------------------------------	-----------	------------------



2022

COMPANY NAME

M JESSICA LAUNDRY

STATEMENT REPORTING PERIOD

STARTING DATE	ENDING DATE
1/1/2022	to 12/31/2022

REVENUE

Including deductions for returns and discounts

Sales Revenue	\$	82,097.00
Other Revenue		
GROSS REVENUE	\$	82,097.00

COST OF GOODS SOLD

COGS		6305.51
TOTAL COGS	\$	6,305.51

GROSS PROFIT

Gross Revenue minus COGS

\$	75,791.49
-----------	------------------

EXPENSES

Wages and Benefits	\$	15,804.00
Rent/ Mortgage	\$	-
Utilities	\$	27,644.12
Office Supplies	\$	855.57
Internet and Phone	\$	3,827.42
Insurance	\$	4,703.00
Depreciation	\$	-
Taxes	\$	1,523.60
Repairs/Maintenance	\$	6,353.51
security	=	
Advertising	\$	-
Services	\$	2,990.90
MISC	\$	2,763.92
Supplies	\$	1,036.41
TOTAL EXPENSES	\$	67,502.45

NET INCOME

Gross Profit minus Total Expenses

\$	8,289.04
-----------	-----------------

